



Dianna Spieker  
Tom Green County Treasurer

FY 2023 Monthly Report  
September 2023

THE STATE OF TEXAS ()  
COUNTY OF TOM GREEN ()  
AFFIDAVIT ()

Pursuant to LGC 114.026, I, Dianna M Spieker, Tom Green County Treasurer, do hereby submit The Treasurers' Monthly Report. This report includes, but is not limited to, money received and disbursed; debts due to (if known) and owed by the county; and all other proceedings in the treasurer's office that pertain to the Financial Standing of Tom Green County. The Treasurer's Books and the Auditor's General Ledger agree. The Bank Statements have been reconciled; any adjustments have been noted, including any amount that has been identified as irreconcilable. Irreconcilable differences will be noted and carried in transit until such time as they have been identified and reconciled on the individual bank statements.


Pursuant to GC 2256.023, Internal Management Reports are reported quarterly.

*As a matter of internal accounting procedure, any interest earned that is posted by financial institutions to our accounts on the last business day of the month is not included in the combined statement of receipts and disbursements until the following month. Credit Card and E-filing funds are deposited to Clearing Accounts and reconciled monthly. Any funds not previously booked will be credited the following month. These amounts are disclosed in this report.*

*The total amount of deposits in custody as of the date of this report is the amount of deposits per the combined statement of receipts and disbursements listed on page 2.*

Therefore, Dianna Spieker, County Treasurer of Tom Green County, Texas, who is fully sworn, upon oath, says that the within and foregoing report is true and correct to the best of her knowledge.


Filed with accompanying vouchers this, the 31st Day of October 2023.

  
Dianna Spieker, Treasurer, Tom Green County, Texas


Commissioners Court, having reviewed the Treasurer's Report on this date, as presented, having taken reasonable steps to ensure its accuracy and based upon presentations of the Treasurer's Office, approve the report, subject to the county auditor's review and request that it be filed with the official minutes of this meeting. {LGC 114.026(c)}

In addition, the below signatures affirm that the Treasurer's Report complies with the statutes as referenced. {LGC 114.026(d)}


The affidavit must state the amount of the cash and other assets that are in the custody of the county treasurer at the time of the examination. {LGC 114.026(d)} **\$ 65,084,718.56** Month Ending Balance




County Judge Lane Carter




Commissioner Ralph Hoelscher - Pct. #1



Commissioner Rick Bacon - Pct. #3



Commissioner Sammy Farmer - Pct. #2



Commissioner Shawn Nanny - Pct. #4

# *Treasurer's Monthly Report*

*Prepared by Dianna Spieker, Tom Green County Treasurer*

## **Section 1 – Fund Balances**

Summary of Funds

Page ①

Trial Balance for Cash Per Fund

Page 6

Trial Balance for Investments Per Fund

Page 23

## **Section 2 - Cash Flow**

Interest

Page 24

Bank Service Charge

Page 27

Credit Card and Efile Accounts

Page 28

## **Section 3 - Debt**

Bond Indebtedness

Page 29

## **Section 4 - Collateral**

First Financial Bank Collateral

Funds the Bank has pledged on behalf of Tom Green County, per the Bank Depository Bid.

Page 33

# Summary of Funds

## Short Codes for Bank Accounts

OPER – Operating Bank Account  
Bond – Debt Bank Account  
CAFÉ – Cafeteria 125 IRS Trust  
LPPF – Local Provider Participation Fund  
ZP CAFÉ – Zesch Pickett Cafeteria  
FORT – Forfeiture  
JUV – Juvenile State Funds  
CSCD – Adult State Funds  
PAYL – Payroll  
GRANT – Grant Funds  
WIRE – Wire Clearing Account

**Detailed by Type Monies Held by Treasurer Spieker  
September-23**

<u>Bank</u>						<u>Texpool</u>	
<u>Account</u>	<u>#</u>	<u>FUND</u>	<u>TOTAL</u>	<u>Wells Fargo</u>	<u>Texas Class</u>	<u>CD's</u>	<u>TexpoolPrime</u>
OPER	001	GENERAL	40,173,046.85	1,154,049.51	20,544,421.91	12,522,710.64	5,951,864.79
OPER	005	R&B #1&3	621,784.51	621,784.51			
OPER	006	R&B #2&4	594,419.41	594,419.41			
CAFÉ	009	CAFÉ' TRUST	46,794.93	46,794.93			
OPER	010	CO. LAW LIBR.	133,427.39	133,427.39			
ZP	011	ZP-CAFÉ	2,500.00	2,500.00			
OPER	012	JCTF	5,152.29	5,152.29			
OPER	013	DC TECH	67,806.34	67,806.34			
OPER	014	LANG ACCESS	19,235.74	19,235.74			
OPER	015	LIBR DONATE	256,993.65	256,993.65			
OPER	016	RECORDS MGT-DC	9,505.30	9,505.30			
OPER	018	CRTHSE SEC	58,672.62	58,672.62			
OPER	019	CC/RM	91,887.61	91,887.61			
OPER	021	CIP DONATE	13,773.24	13,773.24			
OPER	022	BATES	83,301.98	83,301.98			
OPER	023	DIST/COUNTY TECH	22,355.18	22,355.18			
OPER	024	SPEC COURT	38,887.49	38,887.49			
OPER	025	COURT FAC FEE FUND	64,547.21	64,547.21			
OPER	026	SPEC REV TRIALS	1,000,000.00	1,000,000.00			
GRANT	027	TCDP	5.00	5.00			
OPER	028	TRU/Pre Diversion	126,535.45	126,535.45			
OPER	029	CLERK OF THE COURT	13,967.03	13,967.03			
OPER	030	CC PRESERV	414,891.23	414,891.23			
OPER	031	CC	15,335.75	15,335.75			
OPER	032	CC ARCHIVE	404,228.19	404,228.19			
OPER	035	Child Abuse	706.11	706.11			
OPER	036	Third Crt of Appeals	2,857.22	2,857.22			
OPER	037	Justice Security	162,448.30	162,448.30			
OPER	038	WASTEWATER	610.00	610.00			
OPER	040	JUDICIAL ED & SUPPORT	4,123.58	4,123.58			
OPER	041	CA-Pretrial	132,252.76	132,252.76			
OPER	043	DA-Pretrial	108,713.07	108,713.07			
OPER	044	CRTRPTSV	40,214.90	40,214.90			

**Detailed by Type Monies Held by Treasurer Spieker  
September-23**

<u>Bank</u>						<u>Texpool</u>
<u>Account</u>	<u>#</u>	<u>FUND</u>	<u>TOTAL</u>	<u>Wells Fargo</u>	<u>Texas Class</u>	<u>CD's</u>
						<u>TexpoolPrime</u>
OPER	045	CO ATTY	760.95	760.95		
OPER	046	COUNTY JURY FUND	13,249.03	13,249.03		
OPER	047	JURY DONATE	1,174.80	1,174.80		
OPER	048	ELECT CNTRCT	150,007.72	150,007.72		
OPER	050	51ST D.A. ST	2,794.60	2,794.60		
OPER	051	LATERAL RDS	41,528.91	41,528.91		
FORT	052	51ST D.A.	619,385.76	619,385.76		
OPER	053	51ST DA OUTER CNTY	7,271.83	7,271.83		
LPPF	054	LPPF	2,429,776.92	2,429,776.92		
OPER	055	119TH DA ST	1,735.73	1,735.73		
OPER	056	STATE FEES-CIVIL	97,196.22	97,196.22		
FORT	058	119TH DA SPEC	17,029.70	17,029.70		
OPER	059	119TH DA OUTER CNTY	9,612.88	9,612.88		
CSCD	061	BIPP	5,055.07	5,055.07		
CSCD	062	AIC/CHAP PROGRAM	(60,376.44)	(60,376.44)		
CSCD	063	TAIP/CSC GRNT	133,591.44	133,591.44		
CSCD	064	D.T.P.	18,767.98	18,767.98		
CSCD	065	CSCD	1,484,112.53	1,484,112.53		
CSCD	066	CRTC	1,523,595.84	1,523,595.84		
CSCD	069	SUB. ABUSE	26,395.76	26,395.76		
OPER	071	ST & MPL FEES	18,322.62	18,322.62		
OPER	072	CCC	230,052.17	230,052.17		
OPER	073	GRAFFITI	647.67	647.67		
OPER	077	Unclaimed Property	27,366.59	27,366.59		
OPER	078	Bail Bond Board	777,029.57	25,000.28	342,029.29	410,000.00
OPER	082	JUDICIAL-Dist/JP	42,430.79	42,430.79		
OPER	085	JUSTCT JP4 EQUIP	34,657.67	34,657.67		
BOND	089	2015 IS	188,384.91	188,384.91		
PAYL	095	PAYROLL	5,636.87	5,636.87		
OPER	097	LEOSE/Sheriff	11,262.60	11,262.60		
OPER	098	CRSFF	4,198.70	4,198.70		
OPER	100	CA LEOSE	399.41	399.41		
OPER	102	Const 1 LEOSE	4,641.69	4,641.69		

**Detailed by Type Monies Held by Treasurer Spieker  
September-23**

<u>Bank</u>						<u>Texpool</u>	
<u>Account</u>	<u>#</u>	<u>FUND</u>	<u>TOTAL</u>	<u>Wells Fargo</u>	<u>Texas Class</u>	<u>CD's</u>	<u>TexpoolPrime</u>
OPER	103	Const 2 LEOSE	8,842.72	8,842.72			
OPER	104	Const 3 LEOSE	3,828.63	3,828.63			
OPER	105	Const 4 LEOSE	2,283.93	2,283.93			
CSCD	109	TCOMI	50,515.23	50,515.23			
OPER	110	JDPF	50,599.17	50,599.17			
OPER	111	CJ EXCESS	21,707.17	21,707.17			
OPER	112	JUV Restitution	2,401.89	2,401.89			
OPER	114	Child Safety	30,938.08	30,938.08			
CSCD	116	CRTC-Female	1,840,801.62	1,840,801.62			
OPER	117	JUV Unclaimed Rest	5,194.71	5,194.71			
OPER	124	OPIOD	89,698.13	89,698.13			
PAYL	125	PAYL-Benefit	0.00	\$0.00			
CSCD	150	CCP	30,104.13	30,104.13			
CSCD	155	CCP	50,400.36	50,400.36			
CSCD	156	CCP	46,923.03	46,923.03			
CSCD	157	Pretrail Diversion	58,781.06	58,781.06			
FORT	401	Sheriff	179,161.72	179,161.72			
JUV	503	Com Cor/Reg	104,644.88	104,644.88			
JUV	504	IV-E Prog Reg	147,819.59	147,819.59			
JUV	508	PSJPO/REG/123	13,821.58	13,821.58			
JUV	509	PY INT/Reg	14,142.87	14,142.87			
JUV	517	IV-E Prog Int Coke	12,116.81	12,116.81			
JUV	520	Grant "R" COKE	0.00	0.00			
JUV	540	GRANT "R" TGC	0.00	\$0.00			
JUV	541	DIVERSION TGC	(16,731.46)	(16,731.46)			
JUV	542	TJJD AWARD	5,898.99	5,898.99			
JUV	565	STATE AID REG	(36,507.96)	(36,507.96)			
JUV	566	STATE SAL REG	(291.70)	(291.70)			
JUV	575	STATE AID REG	(8,557.78)	(8,557.78)			
JUV	576	STATE SAL TGC	(5,353.29)	(5,353.29)			
JUV	582	TYC	48,949.35	48,949.35			
JUV	583	IV-E Program	1,187,969.95	1,187,969.95			
JUV	595	GRANT M	(1,588.92)	(1,588.92)			



# Trial Balance

Cash	11010
Securities	11512
Certificates of Deposits	11513
Texas Class	11515
Texpool	11517
Texpool Prime	11518



**ACCOUNT SUMMARY TRIAL BALANCE FOR FY23/SEP TO SEP**

FUND 0001

ACCOUNT	ACCOUNT NAME	BEG. BALANCE	ORG	DEBITS	CREDITS	NET CHANGE	END BALANCE
0001	11010		0001				
CASH		1,222,699.51		7,330,181.87	7,391,565.84	-61,383.97	1,161,315.54
<b>TOTALS FOR FUND 0001</b>							
GENERAL FUND		1,222,699.51		7,330,181.87	7,391,565.84	-61,383.97	1,161,315.54
0005	ROAD & BRIDGE PRECINCT 1 & 3						
0005	11010		0005				
CASH		661,849.40		65,023.03	103,555.42	-38,532.39	623,317.01
<b>TOTALS FOR FUND 0005</b>							
ROAD & BRIDGE PRECINCT 1 & 3		661,849.40		65,023.03	103,555.42	-38,532.39	623,317.01
0006	ROAD & BRIDGE PRECINCT 2 & 4						
0006	11010		0006				
CASH		575,216.55		55,844.97	35,237.31	20,607.66	595,824.21
<b>TOTALS FOR FUND 0006</b>							
ROAD & BRIDGE PRECINCT 2 & 4		575,216.55		55,844.97	35,237.31	20,607.66	595,824.21
0009	CAFETERIA PLAN TRUST						
0009	11010		0009				
CASH		44,311.90		3,998.03	1,515.00	2,483.03	46,794.93
<b>TOTALS FOR FUND 0009</b>							
CAFETERIA PLAN TRUST		44,311.90		3,998.03	1,515.00	2,483.03	46,794.93
0010	COUNTY LAW LIBRARY						
0010	11010		0010				
CASH		131,768.36		8,065.45	6,084.87	1,980.58	133,748.94
<b>TOTALS FOR FUND 0010</b>							
COUNTY LAW LIBRARY		131,768.36		8,065.45	6,084.87	1,980.58	133,748.94
0011	CAFETERIA/ZP						
0011	11010		0011				
CASH		2,500.00		1,515.00	1,515.00	.00	2,500.00
<b>TOTALS FOR FUND 0011</b>							
CAFETERIA/ZP		2,500.00		1,515.00	1,515.00	.00	2,500.00
0012	JUSTICE COURT TECHNOLOGY						
0012	11010		0012				
CASH		2,631.25		2,531.12	.00	2,531.12	5,162.37
<b>TOTALS FOR FUND 0012</b>							
JUSTICE COURT TECHNOLOGY		2,631.25		2,531.12	.00	2,531.12	5,162.37
0013	DISTRICT CLERK TECHNOLOGY FUND						
0013	11010		0013				
CASH		67,558.22		411.79	.00	411.79	67,970.01

7

**ACCOUNT SUMMARY TRIAL BALANCE FOR FY23/SEP TO SEP**

FUND 0014

ACCOUNT ACCOUNT NAME	BEG. BALANCE	ORG	DEBITS	CREDITS	NET CHANGE	END BALANCE
TOTALS FOR FUND 0013						
DISTRICT CLERK TECHNOLOGY FUND	67,558.22		411.79	.00	411.79	67,970.01
0014 LANGUAGE ACCESS FUND						
0014 11010		0014				
CASH	18,005.89		1,229.85	.00	1,229.85	19,235.74
TOTALS FOR FUND 0014						
LANGUAGE ACCESS FUND	18,005.89		1,229.85	.00	1,229.85	19,235.74
0015 LIBRARY DONATIONS						
0015 11010		0015				
CASH	415,287.37		4,934.55	162,455.30	-157,520.75	257,766.62
TOTALS FOR FUND 0015						
LIBRARY DONATIONS	415,287.37		4,934.55	162,455.30	-157,520.75	257,766.62
0016 COUNTY RECORDS MGMT FUND						
0016 11010		0016				
CASH	9,440.91		87.32	.00	87.32	9,528.23
TOTALS FOR FUND 0016						
COUNTY RECORDS MGMT FUND	9,440.91		87.32	.00	87.32	9,528.23
0018 COURTHOUSE SECURITY						
0018 11010		0018				
CASH	77,288.97		7,081.89	25,534.54	-18,452.65	58,836.32
TOTALS FOR FUND 0018						
COURTHOUSE SECURITY	77,288.97		7,081.89	25,534.54	-18,452.65	58,836.32
0019 COUNTY RECORDS MANAGEMENT						
0019 11010		0019				
CASH	87,529.42		8,469.83	3,892.87	4,576.96	92,106.38
TOTALS FOR FUND 0019						
COUNTY RECORDS MANAGEMENT	87,529.42		8,469.83	3,892.87	4,576.96	92,106.38
0021 CRISIS INTERVENTION DONATIONS						
0021 11010		0021				
CASH	15,371.60		278.32	1,840.68	-1,562.36	13,809.24
TOTALS FOR FUND 0021						
CRISIS INTERVENTION DONATIONS	15,371.60		278.32	1,840.68	-1,562.36	13,809.24
0022 LIBRARY BATES FUND						
0022 11010		0022				
CASH	83,073.24		429.85	.00	429.85	83,503.09



**ACCOUNT SUMMARY TRIAL BALANCE FOR FY23/SEP TO SEP**

FUND 0023

ACCOUNT ACCOUNT NAME	BEG. BALANCE	ORG	DEBITS	CREDITS	NET CHANGE	END BALANCE
TOTALS FOR FUND 0022						
LIBRARY BATES FUND	83,073.24		429.85	.00	429.85	83,503.09
0023 DISTRICT/COUNTY CRT TECH FUND						
0023 11010		0023				
CASH	21,935.23		473.60	.00	473.60	22,408.83
TOTALS FOR FUND 0023						
DISTRICT/COUNTY CRT TECH FUND	21,935.23		473.60	.00	473.60	22,408.83
0024 SPECIALTY COURT						
0024 11010		0024				
CASH	37,439.58		1,641.69	193.78	1,447.91	38,887.49
TOTALS FOR FUND 0024						
SPECIALTY COURT	37,439.58		1,641.69	193.78	1,447.91	38,887.49
0025 COURT FACILITY FEE FUND						
0025 11010		0025				
CASH	60,328.34		4,218.87	.00	4,218.87	64,547.21
TOTALS FOR FUND 0025						
COURT FACILITY FEE FUND	60,328.34		4,218.87	.00	4,218.87	64,547.21
0026 SPECIAL VENUE TRIALS RESERVE						
0026 11010		0026				
CASH	1,000,000.00		5,167.63	5,167.63	.00	1,000,000.00
TOTALS FOR FUND 0026						
SPECIAL VENUE TRIALS RESERVE	1,000,000.00		5,167.63	5,167.63	.00	1,000,000.00
0027 TX COMMUNITY DEV BLOCK GRANT						
0027 11010		0027				
CASH	5.00		.00	.00	.00	5.00
TOTALS FOR FUND 0027						
TX COMMUNITY DEV BLOCK GRANT	5.00		.00	.00	.00	5.00
0028 TRUANCY PREVENTION & DIVERSION						
0028 11010		0028				
CASH	123,569.09		3,606.21	639.85	2,966.36	126,535.45
TOTALS FOR FUND 0028						
TRUANCY PREVENTION & DIVERSION	123,569.09		3,606.21	639.85	2,966.36	126,535.45
0029 CLERK OF THE COURT ACCOUNT						
0029 11010		0029				
CASH	9,728.03		13,165.42	8,926.42	4,239.00	13,967.03



**ACCOUNT SUMMARY TRIAL BALANCE FOR FY23/SEP TO SEP**

FUND 0030

ACCOUNT ACCOUNT NAME	BEG. BALANCE	ORG	DEBITS	CREDITS	NET CHANGE	END BALANCE
TOTALS FOR FUND 0029						
CLERK OF THE COURT ACCOUNT	9,728.03		13,165.42	8,926.42	4,239.00	13,967.03
0030 CNTY CLERK PRESERV & ARCHIVE						
0030 11010		0030				
CASH	398,937.40		19,379.90	2,443.90	16,936.00	415,873.40
TOTALS FOR FUND 0030						
CNTY CLERK PRESERV & ARCHIVE	398,937.40		19,379.90	2,443.90	16,936.00	415,873.40
0031 GUARDIANSHIP FUND						
0031 11010		0031				
CASH	14,100.53		1,271.21	.00	1,271.21	15,371.74
TOTALS FOR FUND 0031						
GUARDIANSHIP FUND	14,100.53		1,271.21	.00	1,271.21	15,371.74
0032 CNTY CLERK ARCHIVE						
0032 11010		0032				
CASH	396,955.62		16,972.58	8,735.06	8,237.52	405,193.14
TOTALS FOR FUND 0032						
CNTY CLERK ARCHIVE	396,955.62		16,972.58	8,735.06	8,237.52	405,193.14
0035 CHILD ABUSE PREVENTION						
0035 11010		0035				
CASH	602.53		105.09	.00	105.09	707.62
TOTALS FOR FUND 0035						
CHILD ABUSE PREVENTION	602.53		105.09	.00	105.09	707.62
0036 THIRD COURT OF APPEALS						
0036 11010		0036				
CASH	2,694.10		1,069.68	906.56	163.12	2,857.22
TOTALS FOR FUND 0036						
THIRD COURT OF APPEALS	2,694.10		1,069.68	906.56	163.12	2,857.22
0037 JUSTICE COURT SECURITY						
0037 11010		0037				
CASH	160,742.55		3,701.90	1,605.42	2,096.48	162,839.03
TOTALS FOR FUND 0037						
JUSTICE COURT SECURITY	160,742.55		3,701.90	1,605.42	2,096.48	162,839.03
0038 WASTEWATER TREATMENT						
0038 11010		0038				
CASH	470.00		142.37	2.37	140.00	610.00

10

**ACCOUNT SUMMARY TRIAL BALANCE FOR FY23/SEP TO SEP**

FUND 0040

ACCOUNT ACCOUNT NAME	BEG. BALANCE	ORG	DEBITS	CREDITS	NET CHANGE	END BALANCE
TOTALS FOR FUND 0038						
WASTEWATER TREATMENT	470.00		142.37	2.37	140.00	610.00
0040 JUDICIAL EDUCATION & SUPPORT						
0040 11010		0040				
CASH	3,933.86		189.72	.00	189.72	4,123.58
TOTALS FOR FUND 0040						
JUDICIAL EDUCATION & SUPPORT	3,933.86		189.72	.00	189.72	4,123.58
0041 CA PRETRIAL DIVERSION FUND						
0041 11010		0041				
CASH	130,077.10		4,174.54	1,682.17	2,492.37	132,569.47
TOTALS FOR FUND 0041						
CA PRETRIAL DIVERSION FUND	130,077.10		4,174.54	1,682.17	2,492.37	132,569.47
0043 DA PRETRIAL DIVERSION FUND						
0043 11010		0043				
CASH	105,596.45		6,048.38	2,673.42	3,374.96	108,971.41
TOTALS FOR FUND 0043						
DA PRETRIAL DIVERSION FUND	105,596.45		6,048.38	2,673.42	3,374.96	108,971.41
0044 COURT REPORTER SERVICE						
0044 11010		0044				
CASH	35,641.05		5,273.58	699.73	4,573.85	40,214.90
TOTALS FOR FUND 0044						
COURT REPORTER SERVICE	35,641.05		5,273.58	699.73	4,573.85	40,214.90
0045 COUNTY ATTY FEE						
0045 11010		0045				
CASH	1,068.84		5.60	311.30	-305.70	763.14
TOTALS FOR FUND 0045						
COUNTY ATTY FEE	1,068.84		5.60	311.30	-305.70	763.14
0046 COUNTY JURY FUND						
0046 11010		0046				
CASH	11,695.63		2,109.40	556.00	1,553.40	13,249.03
TOTALS FOR FUND 0046						
COUNTY JURY FUND	11,695.63		2,109.40	556.00	1,553.40	13,249.03
0047 JUROR DONATIONS						
0047 11010		0047				
CASH	1,326.80		6.28	158.28	-152.00	1,174.80



**ACCOUNT SUMMARY TRIAL BALANCE FOR FY23/SEP TO SEP**

FUND 0048

ACCOUNT NAME	BEG. BALANCE	ORG	DEBITS	CREDITS	NET CHANGE	END BALANCE
TOTALS FOR FUND 0047						
JUROR DONATIONS	1,326.80		6.28	158.28	-152.00	1,174.80
0048 ELECTION CONTRACT SERVICES						
0048 11010		0048				
CASH	146,565.93		5,237.54	1,439.14	3,798.40	150,364.33
TOTALS FOR FUND 0048						
ELECTION CONTRACT SERVICES	146,565.93		5,237.54	1,439.14	3,798.40	150,364.33
0050 51ST DISTRICT ATTY FEE						
0050 11010		0050				
CASH	2,735.66		65.63	.00	65.63	2,801.29
TOTALS FOR FUND 0050						
51ST DISTRICT ATTY FEE	2,735.66		65.63	.00	65.63	2,801.29
0051 LATERAL ROAD						
0051 11010		0051				
CASH	41,403.02		226.15	.00	226.15	41,629.17
TOTALS FOR FUND 0051						
LATERAL ROAD	41,403.02		226.15	.00	226.15	41,629.17
0052 51ST DISTRICT ATTY FORFEITURE						
0052 11010		0052				
CASH	619,325.72		3,034.52	1,477.84	1,556.68	620,882.40
TOTALS FOR FUND 0052						
51ST DISTRICT ATTY FORFEITURE	619,325.72		3,034.52	1,477.84	1,556.68	620,882.40
0053 51ST DA OUTERCOUNTY						
0053 11010		0053				
CASH	7,892.99		568.40	1,171.98	-603.58	7,289.41
TOTALS FOR FUND 0053						
51ST DA OUTERCOUNTY	7,892.99		568.40	1,171.98	-603.58	7,289.41
0054 LOCAL PROVIDER PARTICIPATION						
0054 11010		0054				
CASH	10,136,864.30		17,754.06	7,724,841.44	-7,707,087.38	2,429,776.92
TOTALS FOR FUND 0054						
LOCAL PROVIDER PARTICIPATION	10,136,864.30		17,754.06	7,724,841.44	-7,707,087.38	2,429,776.92
0055 119TH DISTRICT ATTY FEE						
0055 11010		0055				
CASH	2,345.03		25.84	630.00	-604.16	1,740.87

12

**ACCOUNT SUMMARY TRIAL BALANCE FOR FY23/SEP TO SEP**

FUND 0056

ACCOUNT ACCOUNT NAME	BEG. BALANCE	ORG	DEBITS	CREDITS	NET CHANGE	END BALANCE
TOTALS FOR FUND 0055						
119TH DISTRICT ATTY FEE	2,345.03		25.84	630.00	-604.16	1,740.87
0056 CIVIL STATE FEES						
0056 11010		0056				
CASH	61,290.11		36,224.50	318.39	35,906.11	97,196.22
TOTALS FOR FUND 0056						
CIVIL STATE FEES	61,290.11		36,224.50	318.39	35,906.11	97,196.22
0058 119TH DISTRICT ATTY FORFEITURE						
0058 11010		0058				
CASH	17,883.77		87.86	899.54	-811.68	17,072.09
TOTALS FOR FUND 0058						
119TH DISTRICT ATTY FORFEITURE	17,883.77		87.86	899.54	-811.68	17,072.09
0059 119TH DA OUTERCOUNTY						
0059 11010		0059				
CASH	16,468.82		89.86	6,915.44	-6,825.58	9,643.24
TOTALS FOR FUND 0059						
119TH DA OUTERCOUNTY	16,468.82		89.86	6,915.44	-6,825.58	9,643.24
0061 BATTERING INTER & PREV PRGM						
0061 11010		0061				
CASH	-1,341.90		9,818.51	3,421.54	6,396.97	5,055.07
TOTALS FOR FUND 0061						
BATTERING INTER & PREV PRGM	-1,341.90		9,818.51	3,421.54	6,396.97	5,055.07
0062 AIC/ACC ADDITIONAL FUNDING						
0062 11010		0062				
CASH	-40,912.97		1,784.00	21,247.47	-19,463.47	-60,376.44
TOTALS FOR FUND 0062						
AIC/ACC ADDITIONAL FUNDING	-40,912.97		1,784.00	21,247.47	-19,463.47	-60,376.44
0063 CONCHO VALLEY TAIP						
0063 11010		0063				
CASH	83,791.27		62,633.69	12,833.52	49,800.17	133,591.44
TOTALS FOR FUND 0063						
CONCHO VALLEY TAIP	83,791.27		62,633.69	12,833.52	49,800.17	133,591.44
0064 CONCHO VALLEY DRUG COURT						
0064 11010		0064				
CASH	6,795.34		16,599.49	4,626.85	11,972.64	18,767.98

13

**ACCOUNT SUMMARY TRIAL BALANCE FOR FY23/SEP TO SEP**  
 FUND 0065

ACCOUNT NAME	BEG. BALANCE	ORG	DEBITS	CREDITS	NET CHANGE	END BALANCE
TOTALS FOR FUND 0064						
CONCHO VALLEY DRUG COURT	6,795.34		16,599.49	4,626.85	11,972.64	18,767.98
0065 CSCD BASIC SUPERVISION						
0065 11010		0065				
CASH	1,283,302.86		2,508,441.84	2,307,632.17	200,809.67	1,484,112.53
TOTALS FOR FUND 0065						
CSCD BASIC SUPERVISION	1,283,302.86		2,508,441.84	2,307,632.17	200,809.67	1,484,112.53
0066 CRTC MALE CCF						
0066 11010		0066				
CASH	1,016,817.65		755,841.19	249,063.00	506,778.19	1,523,595.84
TOTALS FOR FUND 0066						
CRTC MALE CCF	1,016,817.65		755,841.19	249,063.00	506,778.19	1,523,595.84
0069 SUBSTANCE ABUSE CASELOAD						
0069 11010		0069				
CASH	-15,454.51		67,506.46	25,656.19	41,850.27	26,395.76
TOTALS FOR FUND 0069						
SUBSTANCE ABUSE CASELOAD	-15,454.51		67,506.46	25,656.19	41,850.27	26,395.76
0071 STATE & MUNICIPAL FEES						
0071 11010		0071				
CASH	23,978.38		14,457.69	20,113.45	-5,655.76	18,322.62
TOTALS FOR FUND 0071						
STATE & MUNICIPAL FEES	23,978.38		14,457.69	20,113.45	-5,655.76	18,322.62
0072 CRIMINAL STATE FEES						
0072 11010		0072				
CASH	151,764.75		79,041.53	754.11	78,287.42	230,052.17
TOTALS FOR FUND 0072						
CRIMINAL STATE FEES	151,764.75		79,041.53	754.11	78,287.42	230,052.17
0073 GRAFFITI ERADICATION						
0073 11010		0073				
CASH	645.89		3.34	.00	3.34	649.23
TOTALS FOR FUND 0073						
GRAFFITI ERADICATION	645.89		3.34	.00	3.34	649.23
0077 UNCLAIMED PROPERTY FUND						
0077 11010		0077				
CASH	36,263.59		1,287.57	10,184.57	-8,897.00	27,366.59

14



**ACCOUNT SUMMARY TRIAL BALANCE FOR FY23/SEP TO SEP**

FUND 0078

ACCOUNT ACCOUNT NAME	BEG. BALANCE	ORG	DEBITS	CREDITS	NET CHANGE	END BALANCE
TOTALS FOR FUND 0077						
UNCLAIMED PROPERTY FUND	36,263.59		1,287.57	10,184.57	-8,897.00	27,366.59
0078 BAIL BOND COLLATERAL						
0078 11010		0078				
CASH	25,000.28		129.20	129.20	.00	25,000.28
TOTALS FOR FUND 0078						
BAIL BOND COLLATERAL	25,000.28		129.20	129.20	.00	25,000.28
0079 7TH ADMIN JUDICIAL REGION						
0079 11010		0079				
CASH	.00		5,134.04	5,134.04	.00	.00
TOTALS FOR FUND 0079						
7TH ADMIN JUDICIAL REGION	.00		5,134.04	5,134.04	.00	.00
0082 JUDICIAL EFFICIENCY						
0082 11010		0082				
CASH	41,817.84		2,348.67	1,634.49	714.18	42,532.02
TOTALS FOR FUND 0082						
JUDICIAL EFFICIENCY	41,817.84		2,348.67	1,634.49	714.18	42,532.02
0085 JUSTICE COURT SUPPORT FUND						
0085 11010		0085				
CASH	29,682.67		4,975.00	.00	4,975.00	34,657.67
TOTALS FOR FUND 0085						
JUSTICE COURT SUPPORT FUND	29,682.67		4,975.00	.00	4,975.00	34,657.67
0089 COB INTEREST & SINKING						
0089 11010		0089				
CASH	169,016.10		19,368.81	.00	19,368.81	188,384.91
TOTALS FOR FUND 0089						
COB INTEREST & SINKING	169,016.10		19,368.81	.00	19,368.81	188,384.91
0095 PAYROLL						
0095 11010		0095				
CASH	5,261.67		5,450,425.54	5,450,050.34	375.20	5,636.87
TOTALS FOR FUND 0095						
PAYROLL	5,261.67		5,450,425.54	5,450,050.34	375.20	5,636.87
0097 SHERIFF LEOSE						
0097 11010		0097				
CASH	11,534.21		59.77	303.73	-243.96	11,290.25

15

**ACCOUNT SUMMARY TRIAL BALANCE FOR FY23/SEP TO SEP**

FUND 0098

ACCOUNT ACCOUNT NAME	BEG. BALANCE	ORG	DEBITS	CREDITS	NET CHANGE	END BALANCE
TOTALS FOR FUND 0097						
SHERIFF LEOSE	11,534.21		59.77	303.73	-243.96	11,290.25
0098 CHILD RESTRAINT STATE FEE						
0098 11010		0098				
CASH	3,702.20		515.30	18.80	496.50	4,198.70
TOTALS FOR FUND 0098						
CHILD RESTRAINT STATE FEE	3,702.20		515.30	18.80	496.50	4,198.70
0100 COUNTY ATTORNEY LEOSE						
0100 11010		0100				
CASH	398.31		2.06	.00	2.06	400.37
TOTALS FOR FUND 0100						
COUNTY ATTORNEY LEOSE	398.31		2.06	.00	2.06	400.37
0102 CONSTABLE #1 LEOSE						
0102 11010		0102				
CASH	4,628.94		23.96	.00	23.96	4,652.90
TOTALS FOR FUND 0102						
CONSTABLE #1 LEOSE	4,628.94		23.96	.00	23.96	4,652.90
0103 CONSTABLE #2 LEOSE						
0103 11010		0103				
CASH	8,818.44		45.63	.00	45.63	8,864.07
TOTALS FOR FUND 0103						
CONSTABLE #2 LEOSE	8,818.44		45.63	.00	45.63	8,864.07
0104 CONSTABLE #3 LEOSE						
0104 11010		0104				
CASH	3,818.12		19.75	.00	19.75	3,837.87
TOTALS FOR FUND 0104						
CONSTABLE #3 LEOSE	3,818.12		19.75	.00	19.75	3,837.87
0105 CONSTABLE #4 LEOSE						
0105 11010		0105				
CASH	2,277.66		11.78	.00	11.78	2,289.44
TOTALS FOR FUND 0105						
CONSTABLE #4 LEOSE	2,277.66		11.78	.00	11.78	2,289.44
0109 MHI SPEC NEEDS OFFENDER						
0109 11010		0109				
CASH	34,731.78		20,498.49	4,715.04	15,783.45	50,515.23

16

**ACCOUNT SUMMARY TRIAL BALANCE FOR FY23/SEP TO SEP**

FUND 0110

ACCOUNT ACCOUNT NAME	BEG. BALANCE	ORG	DEBITS	CREDITS	NET CHANGE	END BALANCE
TOTALS FOR FUND 0109						
MHI SPEC NEEDS OFFENDER	34,731.78		20,498.49	4,715.04	15,783.45	50,515.23
0110 JUVENILE DEFERRED PROCESSING						
0110 11010		0110				
CASH	50,186.01		534.83	.00	534.83	50,720.84
TOTALS FOR FUND 0110						
JUVENILE DEFERRED PROCESSING	50,186.01		534.83	.00	534.83	50,720.84
0111 EXCESS CONTRIBUTIONS						
0111 11010		0111				
CASH	21,647.56		112.02	.00	112.02	21,759.58
TOTALS FOR FUND 0111						
EXCESS CONTRIBUTIONS	21,647.56		112.02	.00	112.02	21,759.58
0112 JUVENILE RESTITUTION						
0112 11010		0112				
CASH	2,216.89		192.74	7.74	185.00	2,401.89
TOTALS FOR FUND 0112						
JUVENILE RESTITUTION	2,216.89		192.74	7.74	185.00	2,401.89
0114 CHILD SAFETY FEE COUNTY SHARE						
0114 11010		0114				
CASH	28,520.43		2,489.03	.00	2,489.03	31,009.46
TOTALS FOR FUND 0114						
CHILD SAFETY FEE COUNTY SHARE	28,520.43		2,489.03	.00	2,489.03	31,009.46
0116 CRTC FEMALE CCF						
0116 11010		0116				
CASH	1,201,559.45		943,011.25	303,769.08	639,242.17	1,840,801.62
TOTALS FOR FUND 0116						
CRTC FEMALE CCF	1,201,559.45		943,011.25	303,769.08	639,242.17	1,840,801.62
0117 JUVENILE UNCLAIMED RESTITUTION						
0117 11010		0117				
CASH	5,178.38		34.54	.00	34.54	5,212.92
TOTALS FOR FUND 0117						
JUVENILE UNCLAIMED RESTITUTION	5,178.38		34.54	.00	34.54	5,212.92
0124 OPIOID ABATEMENT SETTLEMENT						
0124 11010		0124				
CASH	89,451.83		462.85	.00	462.85	89,914.68



**ACCOUNT SUMMARY TRIAL BALANCE FOR FY23/SEP TO SEP**  
 FUND 0125

ACCOUNT NAME	BEG. BALANCE	ORG	DEBITS	CREDITS	NET CHANGE	END BALANCE
<b>TOTALS FOR FUND 0124</b>						
OPIOID ABATEMENT SETTLEMENT	89,451.83		462.85	.00	462.85	89,914.68
<b>0125 TGC BENEFITS TRUST</b>						
0125 11010		0125				
CASH	.00		434,878.47	434,878.47	.00	.00
<b>TOTALS FOR FUND 0125</b>						
TGC BENEFITS TRUST	.00		434,878.47	434,878.47	.00	.00
<b>0150 COMMUNITY RE-ENRICHMENT WORK</b>						
0150 11010		0150				
CASH	6,833.34		34,047.23	10,776.44	23,270.79	30,104.13
<b>TOTALS FOR FUND 0150</b>						
COMMUNITY RE-ENRICHMENT WORK	6,833.34		34,047.23	10,776.44	23,270.79	30,104.13
<b>0155 DOMESTIC VIOLENCE CASELOAD</b>						
0155 11010		0155				
CASH	38,903.66		19,483.75	7,987.05	11,496.70	50,400.36
<b>TOTALS FOR FUND 0155</b>						
DOMESTIC VIOLENCE CASELOAD	38,903.66		19,483.75	7,987.05	11,496.70	50,400.36
<b>0156 SEX OFFENDER COUNSELING</b>						
0156 11010		0156				
CASH	29,158.48		27,893.87	10,129.32	17,764.55	46,923.03
<b>TOTALS FOR FUND 0156</b>						
SEX OFFENDER COUNSELING	29,158.48		27,893.87	10,129.32	17,764.55	46,923.03
<b>0157 PRETRIAL DIVERSION PROGRAM</b>						
0157 11010		0157				
CASH	31,764.86		35,980.98	8,964.78	27,016.20	58,781.06
<b>TOTALS FOR FUND 0157</b>						
PRETRIAL DIVERSION PROGRAM	31,764.86		35,980.98	8,964.78	27,016.20	58,781.06
<b>0401 SHERIFF FORFEITURE</b>						
0401 11010		0401				
CASH	178,863.85		875.76	145.40	730.36	179,594.21
<b>TOTALS FOR FUND 0401</b>						
SHERIFF FORFEITURE	178,863.85		875.76	145.40	730.36	179,594.21
<b>0500 STATE AID REGIONAL</b>						
0500 11010		0500				
CASH	.00		8,927.62	8,927.62	.00	.00

18

**ACCOUNT SUMMARY TRIAL BALANCE FOR FY23/SEP TO SEP**

FUND 0503

ACCOUNT NAME	BEG. BALANCE	ORG	DEBITS	CREDITS	NET CHANGE	END BALANCE
TOTALS FOR FUND 0500						
STATE AID REGIONAL	.00		8,927.62	8,927.62	.00	.00
0503 COMM CORRECTIONS LOCAL						
0503 11010		0503				
CASH	93,898.07		12,977.26	2,230.45	10,746.81	104,644.88
TOTALS FOR FUND 0503						
COMM CORRECTIONS LOCAL	93,898.07		12,977.26	2,230.45	10,746.81	104,644.88
0504 TITLE IV E REGIONAL						
0504 11010		0504				
CASH	147,819.59		741.74	741.74	.00	147,819.59
TOTALS FOR FUND 0504						
TITLE IV E REGIONAL	147,819.59		741.74	741.74	.00	147,819.59
0508 TYC REGIONAL						
0508 11010		0508				
CASH	13,978.05		69.99	226.46	-156.47	13,821.58
TOTALS FOR FUND 0508						
TYC REGIONAL	13,978.05		69.99	226.46	-156.47	13,821.58
0509 PRIOR YR INTEREST REGIONAL						
0509 11010		0509				
CASH	13,816.92		641.20	.00	641.20	14,458.12
TOTALS FOR FUND 0509						
PRIOR YR INTEREST REGIONAL	13,816.92		641.20	.00	641.20	14,458.12
0517 TITLE IV E INT COKE						
0517 11010		0517				
CASH	11,739.44		741.74	.00	741.74	12,481.18
TOTALS FOR FUND 0517						
TITLE IV E INT COKE	11,739.44		741.74	.00	741.74	12,481.18
0520 GRANT R; REGIONALIZATION; REG						
0520 11010		0520				
CASH	4,539.92		20.82	4,560.74	-4,539.92	.00
TOTALS FOR FUND 0520						
GRANT R; REGIONALIZATION; REG	4,539.92		20.82	4,560.74	-4,539.92	.00
0541 TGC DIVERSION GRANT						
0541 11010		0541				
CASH	-8,981.46		1.65	7,751.65	-7,750.00	-16,731.46

**ACCOUNT SUMMARY TRIAL BALANCE FOR FY23/SEP TO SEP**

FUND 0542

ACCOUNT ACCOUNT NAME	BEG. BALANCE	ORG	DEBITS	CREDITS	NET CHANGE	END BALANCE
TOTALS FOR FUND 0541						
TGC DIVERSION GRANT	-8,981.46		1.65	7,751.65	-7,750.00	-16,731.46
0542 TJJD AWARD						
0542 11010		0542				
CASH	27,688.89		208.60	21,998.50	-21,789.90	5,898.99
TOTALS FOR FUND 0542						
TJJD AWARD	27,688.89		208.60	21,998.50	-21,789.90	5,898.99
0565 STATE AID REG						
0565 11010		0565				
CASH	-15,665.44		.00	20,842.52	-20,842.52	-36,507.96
TOTALS FOR FUND 0565						
STATE AID REG	-15,665.44		.00	20,842.52	-20,842.52	-36,507.96
0566 STATE SALARY ADJUSTMENT						
0566 11010		0566				
CASH	.00		.00	291.70	-291.70	-291.70
TOTALS FOR FUND 0566						
STATE SALARY ADJUSTMENT	.00		.00	291.70	-291.70	-291.70
0575 STATE AID TGC						
0575 11010		0575				
CASH	237,772.87		4,151.54	250,482.19	-246,330.65	-8,557.78
TOTALS FOR FUND 0575						
STATE AID TGC	237,772.87		4,151.54	250,482.19	-246,330.65	-8,557.78
0576 ST SALARY ADJUSTMENT						
0576 11010		0576				
CASH	.00		.00	5,353.29	-5,353.29	-5,353.29
TOTALS FOR FUND 0576						
ST SALARY ADJUSTMENT	.00		.00	5,353.29	-5,353.29	-5,353.29
0582 TYC TGC PAROLE SERVICES						
0582 11010		0582				
CASH	48,949.35		245.62	245.62	.00	48,949.35
TOTALS FOR FUND 0582						
TYC TGC PAROLE SERVICES	48,949.35		245.62	245.62	.00	48,949.35
0583 TITLE IV E TGC						
0583 11010		0583				
CASH	1,190,357.05		6,076.26	8,463.36	-2,387.10	1,187,969.95



**ACCOUNT SUMMARY TRIAL BALANCE FOR FY23/SEP TO SEP**  
**FUND 0595**

ACCOUNT NAME	BEG. BALANCE	ORG	DEBITS	CREDITS	NET CHANGE	END BALANCE
<b>TOTALS FOR FUND 0583</b>						
TITLE IV E TGC	1,190,357.05		6,076.26	8,463.36	-2,387.10	1,187,969.95
<b>0595 SPECIAL NEEDS DIVERSIONARY PRM</b>						
0595 11010		0595				
CASH	362.64		593.17	2,544.73	-1,951.56	-1,588.92
<b>TOTALS FOR FUND 0595</b>						
SPECIAL NEEDS DIVERSIONARY PRM	362.64		593.17	2,544.73	-1,951.56	-1,588.92
<b>0596 PIDPP - GRANT "S"</b>						
0596 11010		0596				
CASH	6,092.90		72.23	6,165.43	-6,093.20	-.30
<b>TOTALS FOR FUND 0596</b>						
PIDPP - GRANT "S"	6,092.90		72.23	6,165.43	-6,093.20	-.30
<b>0597 TITLE IV E INT TGC</b>						
0597 11010		0597				
CASH	57,758.64		5,955.54	.01	5,955.53	63,714.17
<b>TOTALS FOR FUND 0597</b>						
TITLE IV E INT TGC	57,758.64		5,955.54	.01	5,955.53	63,714.17
<b>0599 PRIOR YR INTEREST TGC</b>						
0599 11010		0599				
CASH	10,932.77		1,716.72	.00	1,716.72	12,649.49
<b>TOTALS FOR FUND 0599</b>						
PRIOR YR INTEREST TGC	10,932.77		1,716.72	.00	1,716.72	12,649.49
<b>0600 REIM FOR MANDATED FUNDING</b>						
0600 11010		0600				
CASH	-9,546.28		134,925.97	165,967.44	-31,041.47	-40,587.75
<b>TOTALS FOR FUND 0600</b>						
REIM FOR MANDATED FUNDING	-9,546.28		134,925.97	165,967.44	-31,041.47	-40,587.75
<b>0613 DISTRICT ATTY GRANTS</b>						
0613 11010		0613				
CASH	-12,297.13		.00	5,849.85	-5,849.85	-18,146.98
<b>TOTALS FOR FUND 0613</b>						
DISTRICT ATTY GRANTS	-12,297.13		.00	5,849.85	-5,849.85	-18,146.98
<b>0622 CONCHO VALLEY PUBLIC DEFENDER</b>						
0622 11010		0622				
CASH	-233,041.90		.00	266,092.50	-266,092.50	-499,134.40

21

ACCOUNT SUMMARY TRIAL BALANCE FOR FY23/SEP TO SEP

FUND 0625

ACCOUNT ACCOUNT NAME	BEG. BALANCE	ORG	DEBITS	CREDITS	NET CHANGE	END BALANCE
TOTALS FOR FUND 0622						
CONCHO VALLEY PUBLIC DEFENDER	-233,041.90		.00	266,092.50	-266,092.50	-499,134.40
0625 COUNTY ATTY GRANTS						
0625 11010		0625				
CASH	-7,948.74		.00	1,666.55	-1,666.55	-9,615.29
TOTALS FOR FUND 0625						
COUNTY ATTY GRANTS	-7,948.74		.00	1,666.55	-1,666.55	-9,615.29
0654 SHERIFF GRANTS						
0654 11010		0654				
CASH	-3,384.06		.00	9,130.58	-9,130.58	-12,514.64
TOTALS FOR FUND 0654						
SHERIFF GRANTS	-3,384.06		.00	9,130.58	-9,130.58	-12,514.64
0699 BLOCK GRANTS						
0699 11010		0699				
CASH	-91,172.67		231,354.74	792,298.43	-560,943.69	-652,116.36
TOTALS FOR FUND 0699						
BLOCK GRANTS	-91,172.67		231,354.74	792,298.43	-560,943.69	-652,116.36
REPORT TOTALS	23,038,448.40		18,572,513.92	25,981,600.64	-7,409,086.72	15,629,361.68

\*\* END OF REPORT - Generated by JENNIFER ENGLERT \*\*

< 22,545.25 >

\$ 15,600,816.43

\$ 22,545.25 interest Applied back Subtracting for Bank  
Leg Purposes



ACCOUNT SUMMARY TRIAL BALANCE FOR FY23/SEP TO SEP

FUND 0001

ACCOUNT ACCOUNT NAME	BEG. BALANCE	ORG	DEBITS	CREDITS	NET CHANGE	END BALANCE
0001 11513 CERTIFICATE OF DEPOSITS	926,029.48	0001	3,067.28	25,386.12	-22,318.84	903,710.64
0001 11513 FFBNK CERTIFICATE OF DEPOSITS	11,632,000.00	0001	485,000.00	498,000.00	-13,000.00	11,619,000.00
0001 11515 TEXAS CLASS	22,390,625.08	0001	295,073.99	2,001,586.59	-1,706,512.60	20,684,112.48
0001 11517 TEXPOOL INVESTMENTS	2,357,204.74	0001	21,240.30	10,620.15	10,620.15	2,367,824.89
0001 11518 TEXPOOL PRIME INVESTMENTS	3,567,186.57	0001	33,706.66	16,853.33	16,853.33	3,584,039.90
<b>TOTALS FOR FUND 0001</b>						
GENERAL FUND	40,873,045.87		838,088.23	2,552,446.19	-1,714,357.96	39,158,687.91
<b>0078 BAIL BOND COLLATERAL</b>						
0078 11513 CERTIFICATE OF DEPOSITS	410,000.00	0078	.00	.00	.00	410,000.00
0078 11515 CLEAR TEXAS CLASS	311,357.49	0078	1,451.04	.00	1,451.04	312,808.53
0078 11515 QUICK TEXAS CLASS	29,085.21	0078	135.55	.00	135.55	29,220.76
<b>TOTALS FOR FUND 0078</b>						
BAIL BOND COLLATERAL	750,442.70		1,586.59	.00	1,586.59	752,029.29
<b>0699 BLOCK GRANTS</b>						
0699 11515 21011 TEXAS CLASS	9,706,875.50	0699	.00	.00	.00	9,706,875.50
<b>TOTALS FOR FUND 0699</b>						
BLOCK GRANTS	9,706,875.50		.00	.00	.00	9,706,875.50
<b>REPORT TOTALS</b>	<b>51,330,364.07</b>		<b>839,674.82</b>	<b>2,552,446.19</b>	<b>-1,712,771.37</b>	<b>49,617,592.70</b>

139,690.57

\*\*\* END OF REPORT - Generated by JENNIFER ENGLERT \*\*\*

\$139,690.57 Texas class interest earnings for 0001  
Applied back, subtracted for bank reg purposes

49,477,902.13

23

Interest Earned

Bank Service Charge

Credit Card Balance

Electronic Filing Balance

**WF Oct-May FF June-Sept (Oper)**

**Texas Class (Average Yield)**

Interest Earned	Interest Rate	Interest Variance	Fiscal	Interest Earned	Interest Rate	Interest Variance
NA	0.4000%	NA	Sep-22	NA	2.6788%	NA
\$ 3,565.43	0.5000%	0.1000%	Oct-22	\$ 69,141.95	3.2287%	0.5499%
\$ 4,528.01	0.5900%	0.0900%	Nov-22	\$ 67,932.14	3.8546%	0.6259%
\$ 5,603.23	0.6600%	0.0700%	Dec-22	\$ 80,434.50	4.3170%	0.4624%
\$ 6,103.79	0.7000%	0.0400%	Jan-23	\$ 129,626.73	4.5742%	0.2572%
\$ 5,020.83	0.8000%	0.1000%	Feb-23	\$ 152,601.79	4.7575%	0.1833%
\$ 4,714.00	0.8400%	0.0400%	Mar-23	\$ 183,098.68	4.8597%	0.1022%
\$ 6,132.03	0.9200%	0.0800%	Apr-23	\$ 172,370.94	5.0423%	0.1826%
\$ 5,141.56	1.0000%	0.0800%	May-23	\$ 171,776.19	5.1952%	0.1529%
\$ 24,821.80	4.5501%	3.5501%	Jun-23	\$ 141,576.28	5.2674%	0.0722%
\$ 17,755.32	4.5977%	0.0476%	Jul-23	\$ 157,156.21	5.3245%	0.0571%
\$ 21,283.53	4.6513%	0.0536%	Aug-23	\$ 153,796.93	5.4752%	0.1507%
\$ 16,295.92	4.6589%	0.0076%	Sep-23	\$ 139,690.57	5.5213%	0.0461%
\$ 120,965.45	1.8008%		TTD	\$ 1,619,202.91	4.7178%	

\* Wells Fargo Interest is only for the OPER Account - the Munis detail will include all bank accounts

**Texpool (AVERAGE MONTHLY RATE)**

**Texpool Prime (AVERAGE MONTHLY RATE)**

Interest Earned	Interest Rate	Interest Variance	Fiscal	Interest Earned	Interest Rate	Interest Variance
NA	2.4100%	NA* Changed from NAV	Sep-22	NA	2.6100%	NA* Changed from NAV
\$ 5,662.85	2.9300%	0.5200%	Oct-22	\$ 21,792.53	3.2100%	0.6000%
\$ 6,762.47	3.6100%	0.6800%	Nov-22	\$ 20,426.09	3.9200%	0.7100%
\$ 7,724.59	3.9799%	0.3699%	Dec-22	\$ 23,162.66	4.2847%	0.3647%
\$ 8,265.67	4.2443%	0.2644%	Jan-23	\$ 24,523.59	4.5200%	0.2353%
\$ 7,942.44	4.4991%	0.2548%	Feb-23	\$ 23,281.05	4.7326%	0.2126%
\$ 9,042.95	4.6108%	0.1117%	Mar-23	\$ 26,240.80	4.8006%	0.0680%
\$ 9,142.96	4.7984%	0.1876%	Apr-23	\$ 26,512.03	4.9916%	0.1910%
\$ 9,890.37	5.0035%	0.2051%	May-23	\$ 28,686.37	5.2054%	0.2138%
\$ 9,709.58	5.0543%	0.0508%	Jun-23	\$ 28,411.33	5.3038%	0.0984%
\$ 10,213.36	5.1238%	0.0695%	Jul-23	\$ 21,398.98	5.3597%	0.0559%
\$ 10,620.15	5.3047%	0.1809%	Aug-23	\$ 16,853.33	5.5628%	0.2031%
\$ 10,357.03	5.3218%	0.0171%	Sep-23	\$ 16,352.81	5.5512%	-0.0116%
\$ 105,334.42	4.4690%		TTD	\$ 277,641.57	4.7174%	

25

10/26/2023  
10:20:39

TOM GREEN COUNTY  
FY23 INTEREST INCLUDING APPLIED BACK

PAGE 1  
glf1xprt

FROM 2023 10 TO 2023 13

	ORIGINAL APPROP	TRANFRS/ ADJSTMTS	REVISED BUDGET	ACTUALS	ENCUMBRANCES	AVAILABLE BUDGET	PCT USED
43701 DEPOSITORY INTEREST	30,715	0	30,715	216,599.90	.00	-185,884.90	705.2%
TOTAL REVENUES	30,715	0	30,715	216,599.90	.00	-185,884.90	
43703 CERTIFICATE OF DEPOSIT INTERES	40,000	0	40,000	118,187.49	.00	-78,187.49	295.5%
TOTAL REVENUES	40,000	0	40,000	118,187.49	.00	-78,187.49	
43705 TEXAS CLASS INTEREST	25,000	0	25,000	592,219.89	.00	-567,219.89	%
TOTAL REVENUES	25,000	0	25,000	592,219.89	.00	-567,219.89	
43707 TEXPOOL INTEREST	3,000	0	3,000	40,900.12	.00	-37,900.12	%
TOTAL REVENUES	3,000	0	3,000	40,900.12	.00	-37,900.12	
43708 TEXPOOL PRIME INTEREST	7,500	0	7,500	83,016.45	.00	-75,516.45	%
TOTAL REVENUES	7,500	0	7,500	83,016.45	.00	-75,516.45	
43712 MINERAL INTEREST	500	0	500	.00	.00	500.00	.0%
TOTAL REVENUES	500	0	500	.00	.00	500.00	
GRAND TOTAL	106,715	0	106,715	1,050,923.85	.00	-944,208.85	984.8%



10/26/2023  
10:22:53

TOM GREEN COUNTY  
FY23 BANK SERVICE INCLUDING APPLIED BACK

PAGE 1  
glflxrpt

FROM 2023 10 TO 2023 13

	ORIGINAL APPROP	TRANFRS/ ADJSTMTS	REVISED BUDGET	ACTUALS	ENCUMBRANCES	AVAILABLE BUDGET	PCT USED
70444 BANK SVC CHARGES	40,000	0	40,000	5,122.67	-504.00	35,381.33	11.5%
TOTAL EXPENSES	40,000	0	40,000	5,122.67	-504.00	35,381.33	
GRAND TOTAL	40,000	0	40,000	5,122.67	-504.00	35,381.33	11.5%

**ACCOUNT SUMMARY TRIAL BALANCE FOR FY23/SEP TO EOY**

FUND 0001

ACCOUNT ACCOUNT NAME	BEG. BALANCE	ORG	DEBITS	CREDITS	NET CHANGE	END BALANCE
0001 11703 COUNTY CLERK CREDIT CARD	3,602.45	0001	44,363.05	44,390.00	-26.95	3,575.50
0001 11714 DISTRICT CLERK CREDIT CARD	2,079.72	0001	22,644.00	23,266.00	-622.00	1,457.72
0001 11715 JP1 CREDIT CARD CLEARING ACCT	1,605.28	0001	8,910.40	10,070.00	-1,159.60	445.68
0001 11716 JP2 CREDIT CARD CLEARING ACCT	4,703.36	0001	58,240.80	60,253.00	-2,012.20	2,691.16
0001 11717 JP3 CREDIT CARD CLEARING ACCT	2,369.35	0001	41,420.96	40,658.10	762.86	3,132.21
0001 11718 JP4 CREDIT CARD CLEARING ACCT	1,031.47	0001	14,381.58	13,987.00	394.58	1,426.05
0001 11723 COUNTY CLERK EFILE ACCOUNT	4,957.00	0001	17,499.00	19,712.00	-2,213.00	2,744.00
0001 11724 DISTRICT CLERK EFILE ACCOUNT	4,913.00	0001	19,776.00	22,570.00	-2,794.00	2,119.00
0001 11725 JP#1 EFILE ACCOUNT	5.00	0001	.00	.00	.00	5.00
0001 11726 JP#2 EFILE ACCOUNT	5.00	0001	.00	.00	.00	5.00
0001 11727 JP#3 EFILE ACCOUNT	5.00	0001	.00	.00	.00	5.00
0001 11728 JP#4 EFILE ACCOUNT	170.00	0001	1,297.00	1,427.00	-130.00	40.00
00010360 11733 RESEARCH TX CLEARING - CC	5.00	00010360	.00	.00	.00	5.00
00010360 11734 RESEARCH TX CLEARING - DC	5.00	00010360	.00	.00	.00	5.00
0001 11750 ACH/WIRE BANK ACCOUNT IRS	5.00	0001	217.00	217.00	.00	5.00
0001 11780 LIBRARY CREDIT CARD CLEARING	-1,272.79	0001	3,497.10	2,022.96	1,474.14	201.35
0001 11785 PARKS CREDIT CARD CLEARING	.00	0001	980.00	997.31	-17.31	-17.31
<b>TOTALS FOR FUND 0001</b>						
<b>GENERAL FUND</b>	<b>24,188.84</b>		<b>233,226.89</b>	<b>239,570.37</b>	<b>-6,343.48</b>	<b>17,845.36</b>
<b>REPORT TOTALS</b>	<b>24,188.84</b>		<b>233,226.89</b>	<b>239,570.37</b>	<b>-6,343.48</b>	<b>17,845.36</b>

\*\* END OF REPORT - Generated by DIANNA SPIEKER \*\*

# Bond Indebtedness

## Tax Notes

Certificate of Obligation Series 2015	42,040,000.00
Certificate of Obligation Series 2017	8,030,000.00
Certificate of Obligation Series 2018	7,010,000.00

\*Principal paid annually, February 1<sup>st</sup>

# TOM GREEN COUNTY INDEBTEDNESS

**September-23**

# TOM GREEN COUNTY INDEBTEDNESS

## 15 Certificate of Obligation

**FUND 089 CERTIFICATE OF OBLIGATION SERIES 2015**

**3.54075300% (Net Eff Int Rate - Texas Vernon's)**

**ORIGINAL DEBT ISSUED \$50,000,000.00**

PREVIOUS BALANCE OUTSTANDING	PRINCIPAL PAYMENT DUE	CURRENT BALANCE OUTSTANDING	SCHEDULED DUE DATE	
50,000,000.00	\$0.00	50,000,000.00	01-Feb-16	
50,000,000.00	\$0.00	50,000,000.00	01-Feb-17	
50,000,000.00	\$1,365,000.00	48,635,000.00	01-Feb-18	<u>PAID</u>
48,635,000.00	\$1,525,000.00	47,110,000.00	01-Feb-19	<u>PAID</u>
47,110,000.00	\$1,605,000.00	45,505,000.00	01-Feb-20	<u>PAID</u>
45,505,000.00	\$1,690,000.00	43,815,000.00	01-Feb-21	<u>PAID</u>
43,815,000.00	\$1,775,000.00	42,040,000.00	01-Feb-22	<u>PAID</u>
42,040,000.00	\$1,865,000.00	40,175,000.00	01-Feb-23	<u>PAID</u>
40,175,000.00	\$1,940,000.00	38,235,000.00	01-Feb-24	
38,235,000.00	\$2,020,000.00	36,215,000.00	01-Feb-25	
36,215,000.00	\$2,125,000.00	34,090,000.00	01-Feb-26	
34,090,000.00	\$2,235,000.00	31,855,000.00	01-Feb-27	
31,855,000.00	\$2,325,000.00	29,530,000.00	01-Feb-28	
29,530,000.00	\$2,420,000.00	27,110,000.00	01-Feb-29	
27,110,000.00	\$2,520,000.00	24,590,000.00	01-Feb-30	
24,590,000.00	\$2,630,000.00	21,960,000.00	01-Feb-31	
21,960,000.00	\$2,765,000.00	19,195,000.00	01-Feb-32	
19,195,000.00	\$2,880,000.00	16,315,000.00	01-Feb-33	
16,315,000.00	\$2,995,000.00	13,320,000.00	01-Feb-34	
13,320,000.00	\$3,130,000.00	10,190,000.00	01-Feb-35	
10,190,000.00	\$3,270,000.00	6,920,000.00	01-Feb-36	
6,920,000.00	\$3,395,000.00	3,525,000.00	01-Feb-37	
3,525,000.00	\$3,525,000.00	0.00	01-Feb-38	

\* PRINCIPAL PAYMENTS DUE ANNUALLY ON THE 1st DAY OF FEBRUARY. ACTUALLY PAID EVERY JANUARY

\*\* INTEREST PAYMENTS ARE DUE SEMI-ANNUALLY ON THE 1st DAY OF FEBRUARY AND AUGUST



# TOM GREEN COUNTY INDEBTEDNESS

**September-23**

## FUND 089 COMBINATION TAX & LIMITED SURPLUS REVENUE CERTIFICATES OF OBLIGATION ,SERIES 2017

Cusip Prefix 889642

PREVIOUS BALANCE OUTSTANDING	PRINCIPAL PAYMENT DUE	CURRENT BALANCE OUTSTANDING	SCHEDULED DUE DATE	
9,515,000.00	\$0.00	9,515,000.00	01-Feb-17	
9,515,000.00	\$170,000.00	9,345,000.00	01-Feb-18	GJ7 <b><u>PAID</u></b>
9,345,000.00	\$305,000.00	9,040,000.00	01-Feb-19	GK4 <b><u>PAID</u></b>
9,040,000.00	\$310,000.00	8,730,000.00	01-Feb-20	GL2 <b><u>PAID</u></b>
8,730,000.00	\$345,000.00	8,385,000.00	01-Feb-21	GM0 <b><u>PAID</u></b>
8,385,000.00	\$355,000.00	8,030,000.00	01-Feb-22	GN8 <b><u>PAID</u></b>
8,030,000.00	\$365,000.00	7,665,000.00	01-Feb-23	GP3 <b><u>PAID</u></b>
7,665,000.00	\$380,000.00	7,285,000.00	01-Feb-24	GQ1
7,285,000.00	\$395,000.00	6,890,000.00	01-Feb-25	GR9
6,890,000.00	\$415,000.00	6,475,000.00	01-Feb-26	GS7
6,475,000.00	\$430,000.00	6,045,000.00	01-Feb-27	GT5
6,045,000.00	\$445,000.00	5,600,000.00	01-Feb-28	GU2
5,600,000.00	\$500,000.00	5,100,000.00	01-Feb-29	GV0
5,100,000.00	\$510,000.00	4,590,000.00	01-Feb-30	GV0
4,590,000.00	\$525,000.00	4,065,000.00	01-Feb-31	GV0
4,065,000.00	\$540,000.00	3,525,000.00	01-Feb-32	GV0
3,525,000.00	\$555,000.00	2,970,000.00	01-Feb-33	GV0
2,970,000.00	\$570,000.00	2,400,000.00	01-Feb-34	GV0
2,400,000.00	\$585,000.00	1,815,000.00	01-Feb-35	GV0
1,815,000.00	\$600,000.00	1,215,000.00	01-Feb-36	GV0
1,215,000.00	\$615,000.00	600,000.00	01-Feb-37	GV0
600,000.00	\$600,000.00	0.00	01-Feb-38	GW8

# TOM GREEN COUNTY INDEBTEDNESS

**September-23**

## FUND 089 COMBINATION TAX & LIMITED SURPLUS REVENUE CERTIFICATES OF OBLIGATION, SERIES 2018

Cusip NO. Prefix: 889642

### MATURITY SCHEDULE \$7,960,000

\$4,670,000 Serial Certificates

PREVIOUS BALANCE OUTSTANDING	PRINCIPAL AMOUNT DUE	CURRENT BALANCE OUTSTANDING	SCHEDULED DUE DATE	
7,960,000.00	\$0.00	\$7,960,000.00	1-Feb-18	
7,960,000.00	\$160,000.00	\$7,800,000.00	1-Feb-19	GX6 <u>PAID</u>
7,800,000.00	\$250,000.00	\$7,550,000.00	1-Feb-20	GY4 <u>PAID</u>
7,550,000.00	\$265,000.00	\$7,285,000.00	1-Feb-21	GZ1 <u>PAID</u>
7,285,000.00	\$275,000.00	\$7,010,000.00	1-Feb-22	HA5 <u>PAID</u>
7,010,000.00	\$290,000.00	\$6,720,000.00	1-Feb-23	HB3 <u>PAID</u>
6,720,000.00	\$305,000.00	\$6,415,000.00	1-Feb-24	HC1
6,415,000.00	\$320,000.00	\$6,095,000.00	1-Feb-25	HD9
6,095,000.00	\$340,000.00	\$5,755,000.00	1-Feb-26	HE7
5,755,000.00	\$355,000.00	\$5,400,000.00	1-Feb-27	HF4
5,400,000.00	\$375,000.00	\$5,025,000.00	1-Feb-28	HG2
5,025,000.00	\$390,000.00	\$4,635,000.00	1-Feb-29	HH0
4,635,000.00	\$400,000.00	\$4,235,000.00	1-Feb-30	HJ6
4,235,000.00	\$415,000.00	\$3,820,000.00	1-Feb-31	HK3
3,820,000.00	\$430,000.00	\$3,390,000.00	1-Feb-32	HK3
3,390,000.00	\$445,000.00	\$2,945,000.00	1-Feb-33	HK3
2,945,000.00	\$455,000.00	\$2,490,000.00	1-Feb-34	HK3
2,490,000.00	\$470,000.00	\$2,020,000.00	1-Feb-35	HK3
2,020,000.00	\$480,000.00	\$1,540,000.00	1-Feb-36	HK3
1,540,000.00	\$500,000.00	\$1,040,000.00	1-Feb-37	HK3
1,040,000.00	\$510,000.00	\$530,000.00	1-Feb-38	HK3
530,000.00	\$530,000.00	\$0.00	1-Feb-39	HM9

# Bank Collateral

LGC Sec. 116.084. INADEQUATE SECURITY. If for any reason the county funds on deposit with the county depository exceed the amount of security pledged, the depository shall immediately pledge additional security with the commissioners court.

Acts 1987, 70th Leg., ch. 149, Sec. 1, eff. Sept. 1, 1987.

# Reportfolio

First Financial Bankshares Inc, Abilene, TX

Published: 10/2/2023 11:13:02 AM

## Management Report

Pledged To: TOM GREEN COUNTY

Section V-C

Date: 30-Sep-23

Page: 243

### Safekeeping

Code	Cusip Trans#	Description Maturity	Prerefund	Pool Coupon	Moody StdPoor	Original Face Pledged Percent	Pledged Original Face Value	Pledged Par Value	Pledged Book Value	Pledged Market Value
FNBK1	676006SJ9	ODESSA TX			Aa2	\$3,970,000.00	\$3,720,000.00	\$3,720,000.00	\$3,953,462.58	\$3,617,179.20
	527817201909190	3/1/2035		4.000	A+	93.70%				
FROST NATIONAL BANK		AFS								
FNBK1	65944RKW1	N FORT BEND TX WTR AUTH WTR SY				\$9,000,000.00	\$9,000,000.00	\$9,000,000.00	\$9,557,174.26	\$7,884,540.00
	545784202003191	12/15/2044		4.000	AA-	100.00%				
FROST NATIONAL BANK		AFS								
FNBK1	956398VF5	WEST UNIV PLACE TX				\$3,000,000.00	\$2,100,000.00	\$2,100,000.00	\$2,353,640.42	\$1,820,784.00
	575965202010141	2/1/2045		4.000	AAA	70.00%				
FROST NATIONAL BANK		AFS								
FNBK1	486063D72	KATY TX INDEP SCH DIST			Aaa	\$19,000,000.00	\$4,000,000.00	\$4,000,000.00	\$4,393,560.08	\$3,677,440.00
	552483202005071	2/15/2045		4.000	AAA	21.05%				
FROST NATIONAL BANK		AFS								
<u>4 Muni Tax Exempt - Fixed Rate</u>							<u>\$18,820,000.00</u>	<u>\$18,820,000.00</u>	<u>\$20,257,837.34</u>	<u>\$16,999,943.20</u>
FNBK1	3137FBX27	FHR 4739 PA				\$16,042,000.00	\$16,042,000.00	\$4,770,294.36	\$4,736,552.78	\$4,272,465.49
	486327201802211	11/15/2046		3.000		100.00%				
FROST NATIONAL BANK		AFS								
<u>1 CMOs - Fixed Rate</u>							<u>\$16,042,000.00</u>	<u>\$4,770,294.36</u>	<u>\$4,736,552.78</u>	<u>\$4,272,465.49</u>
FNBK1	3137FBBY1	FHMS K068 AM			Aaa	\$6,589,000.00	\$6,000,000.00	\$6,000,000.00	\$6,203,343.11	\$5,591,768.40
	536438201912131	8/25/2027		3.315		91.06%				
FROST NATIONAL BANK		AFS								
FNBK1	3137BXHA3	FHMS K153 A1				\$7,980,000.00	\$7,980,000.00	\$5,776,156.90	\$5,796,859.49	\$5,420,850.47
	476954201710260	8/25/2028		2.907		100.00%				
FROST NATIONAL BANK		AFS								
<u>2 CMBS - Fixed CMO</u>							<u>\$13,980,000.00</u>	<u>\$11,776,156.90</u>	<u>\$12,000,202.60</u>	<u>\$11,012,618.87</u>
<u>Total Pledged</u>		<u>Z To: IGC TOM GREEN COUNTY</u>					<u>\$48,842,000.00</u>	<u>\$35,366,451.26</u>	<u>\$36,994,592.73</u>	<u>\$32,285,027.56</u>
		\$0.00	Munis with Maturity Under 2 Years			\$0.00	Other securities with Stated Maturity Under 2 Years			
		\$18,820,000.00	Munis with Maturity Over 2 Years			\$16,546,451.26	Other securities with Stated Maturity Over 2 Years			

\*\* If no data is shown, then there are no pledges for the current period.

34